

Bedworks European Futons

Futon Operating Instructions

From Sofa Position:

1) Stand at the front of the sofa and lift up the front seat of the deck and hop it towards you until you feel it roll into lounge position.

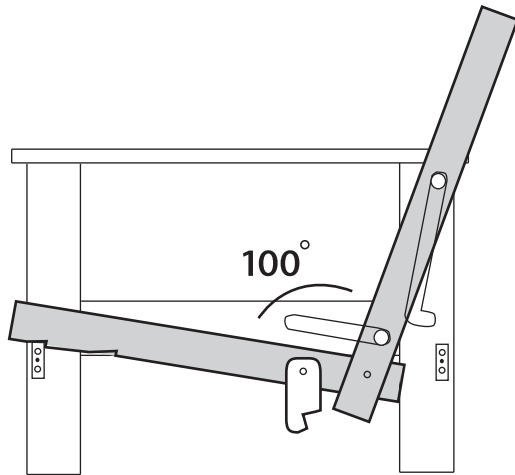
From Lounge Position:

2) When the sofa is in lounge position lift it up again and glide it down into a bed.

From Bed Position:

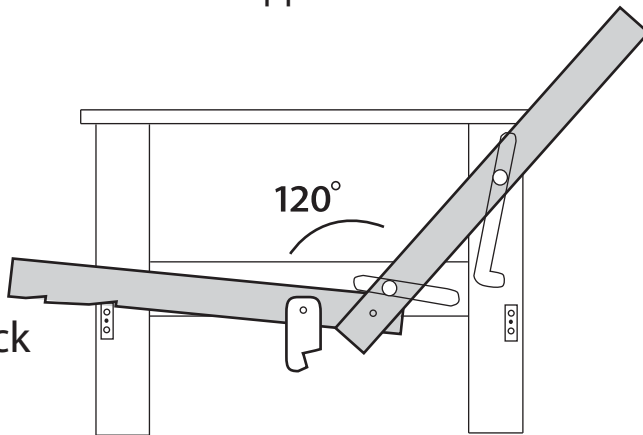
3) Lift up in the middle of the front again (what will be the seat of the deck) 90 degrees until you are able to let go and have it stay locked at about 90 degrees, resting on the kickers.

Sofa Lock

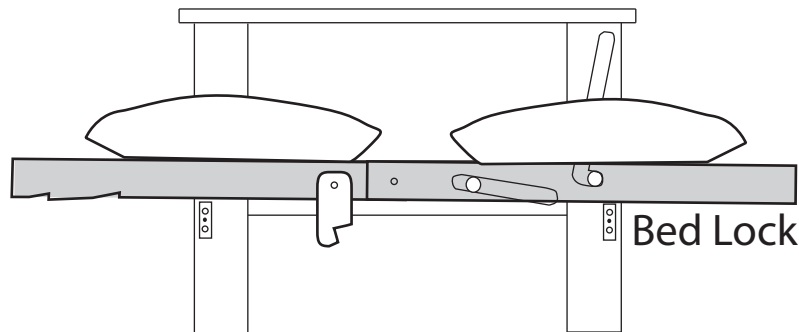


Standard - Sofa Position
Perfect support and comfort

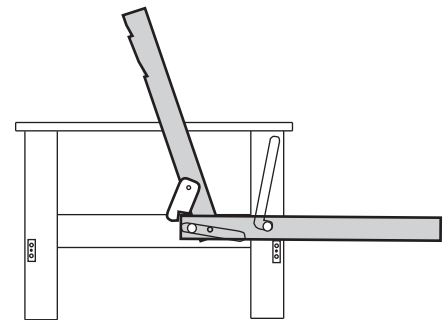
Lounge Lock



Lounge Position
Great for watching tv!



In Bed Position
For a relaxing night's sleep



*****CRITICAL STEP*****

4) Pull the frame toward you about one inch to get it out of the "bed lock" position. If you can not rotate your futon back into sofa position it is probably still in bed lock and needs to be pulled gently towards you. You should now be able to rotate the sofa down deck towards you and rest it back on the stretchers and frame

5) Rotate down, it is not "locked" in couch position. The easiest way to do this is to grab the top of the back deck and pull it toward you (this takes the mattress weight off the back of the deck). Then nudge the front of the seat of the deck in with your shin until you hear a double click of the rollers locking into sofa position on either side.